

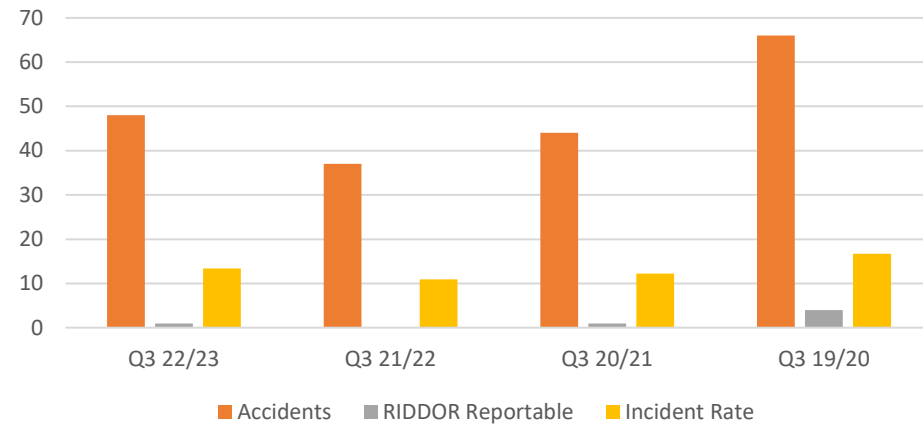
Council (EMPLOYEES)	Q3 22/23	Q3 21/22	Q3 20/21	Q3 19/20
Average Head Count	3,590	3,385	3,602	3,951
Accidents	48	37	44	66
RIDDOR Reportable	1	-	1	4
Incident Rate	13.37	10.93	12.22	16.70
Schools (EMPLOYEES)	Q3 22/23	Q3 21/22	Q3 20/21	Q3 19/20
Average Head Count	2,526	2,994	3,107	3,094
Accidents	22	32	26	23
RIDDOR Reportable	-	-	-	1
Incident Rate	8.71	10.69	8.37	7.43
Council (MOTP)	Q3 22/23	Q3 21/22	Q3 20/21	Q3 19/20
Accidents	116	118	71	224
RIDDOR Reportable	1	1	2	6
Schools (MOTP)	Q3 22/23	Q3 21/22	Q3 20/21	Q3 19/20
Accidents	64	86	155	76
RIDDOR Reportable	-	-	-	7
Total Accidents	Q3 22/23	Q3 21/22	Q3 20/21	Q3 19/20
Council	164	155	115	290
Schools	86	118	181	99
Incidents	Q3 22/23	Q3 21/22	Q3 20/21	Q3 19/20
Council	118	135	180	105
Schools	1	7	7	30

Council (EMPLOYEES)	Q4 22/23	Q4 21/22	Q4 20/21	Q4 19/20
Average Head Count	4,851	3,561	3,596	3,565
Accidents	47	35	33	63
RIDDOR Reportable	2	-	2	-
Incident Rate	9.69	9.83	9.18	17.67
Schools (EMPLOYEES)	Q4 22/23	Q4 21/22	Q4 20/21	Q4 19/20
Average Head Count	3,700	3,055	3,064	3,105
Accidents	14	38	14	30
RIDDOR Reportable	-	2	1	2
Incident Rate	3.78	12.44	4.57	9.66
Council (MOTP)	Q4 22/23	Q4 21/22	Q4 20/21	Q4 19/20
Accidents	136	146	84	160
RIDDOR Reportable	-	4	-	-
Schools (MOTP)	Q4 22/23	Q4 21/22	Q4 20/21	Q4 19/20
Accidents	60	116	56	82
RIDDOR Reportable	-	-	2	-
Total Accidents	Q4 22/23	Q4 21/22	Q4 20/21	Q4 19/20
Council	183	181	117	223
Schools	74	154	70	112
Incidents	Q4 22/23	Q4 21/22	Q4 20/21	Q4 19/20
Council	105	87	164	111
Schools	19	2	14	9

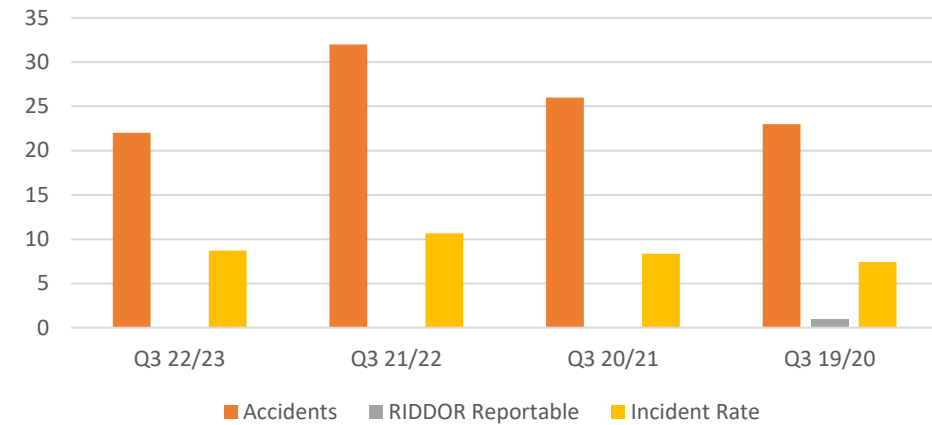
Accident and Incident Statistics Quarters 3 and 4 2022/23

Quarter 3 2022/23 and previous year comparisons

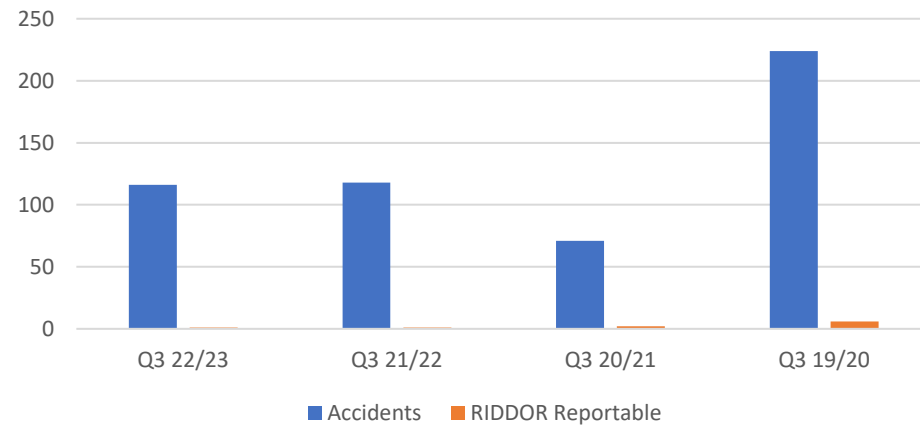
Council Employee Accidents
Q3 2022/23 and previous year comparisons



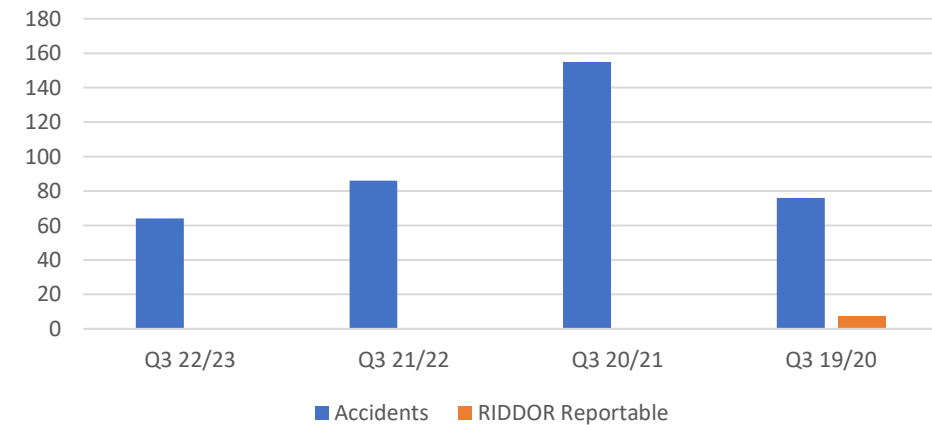
School Employee Accidents
Q3 2022/23 and previous year comparisons



Council - Members of the Public Accidents
Q3 2022/23 and previous year comparisons

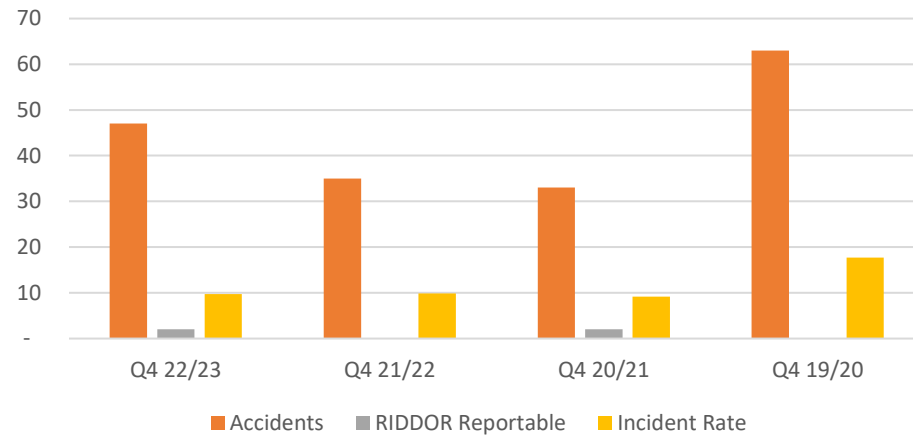


School - Members of the Public Accidents
Q3 2022/23 and previous year comparisons

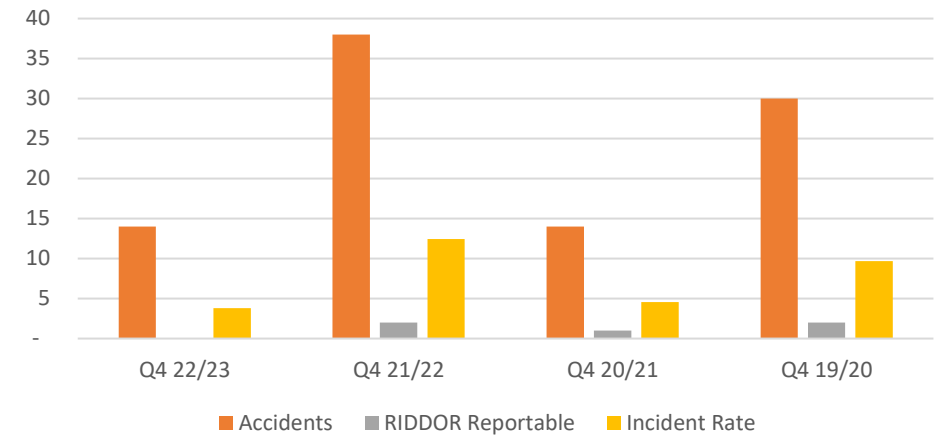


Quarter 4 2022/23 and previous year comparisons

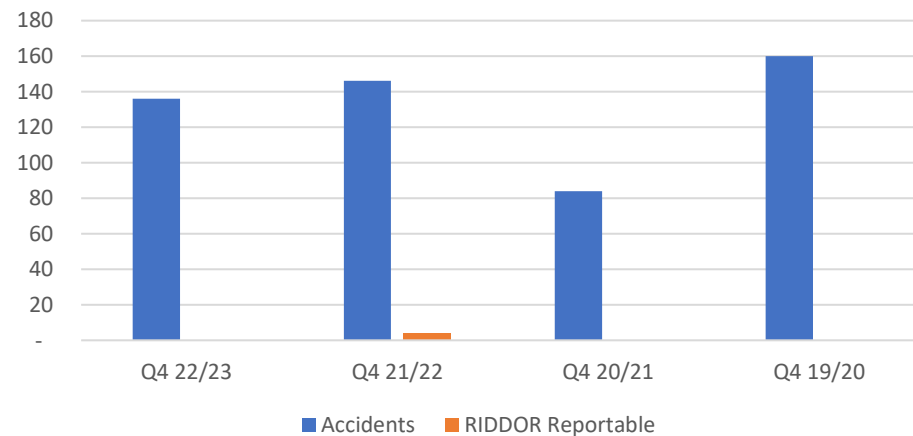
Council Employee Accidents Q4 2022/23 and previous year comparisons



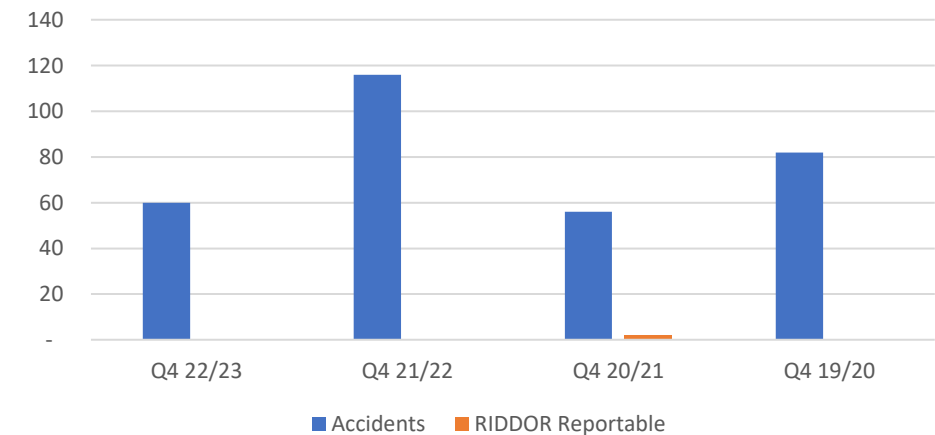
School Employee Accidents Q4 2022/23 and previous year comparisons



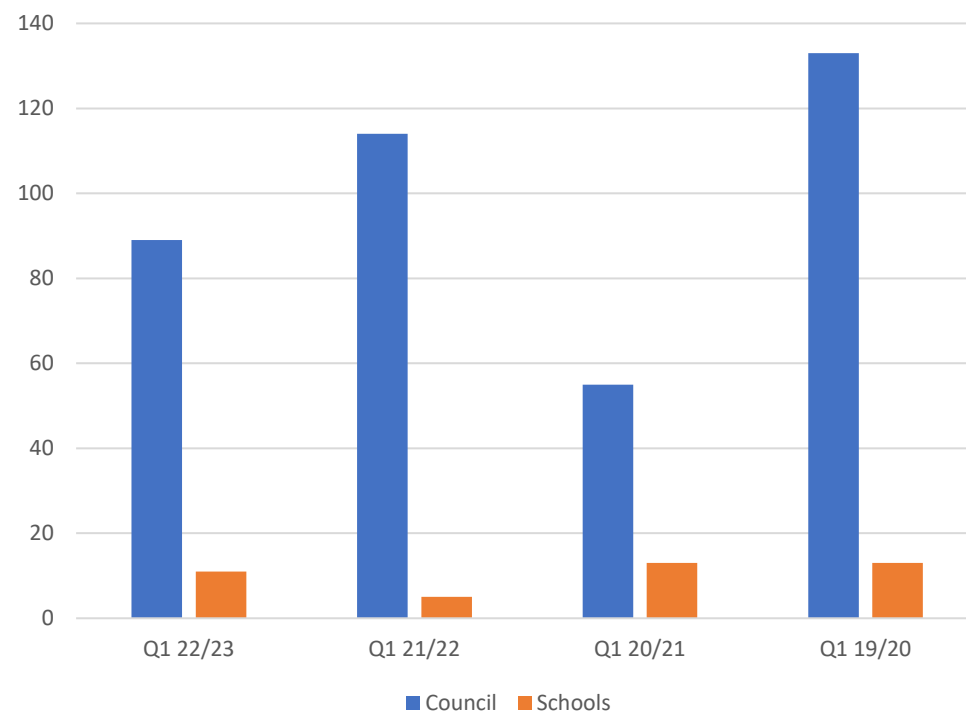
Council - Members of the Public Accidents Q4 2022/23 and previous year comparisons



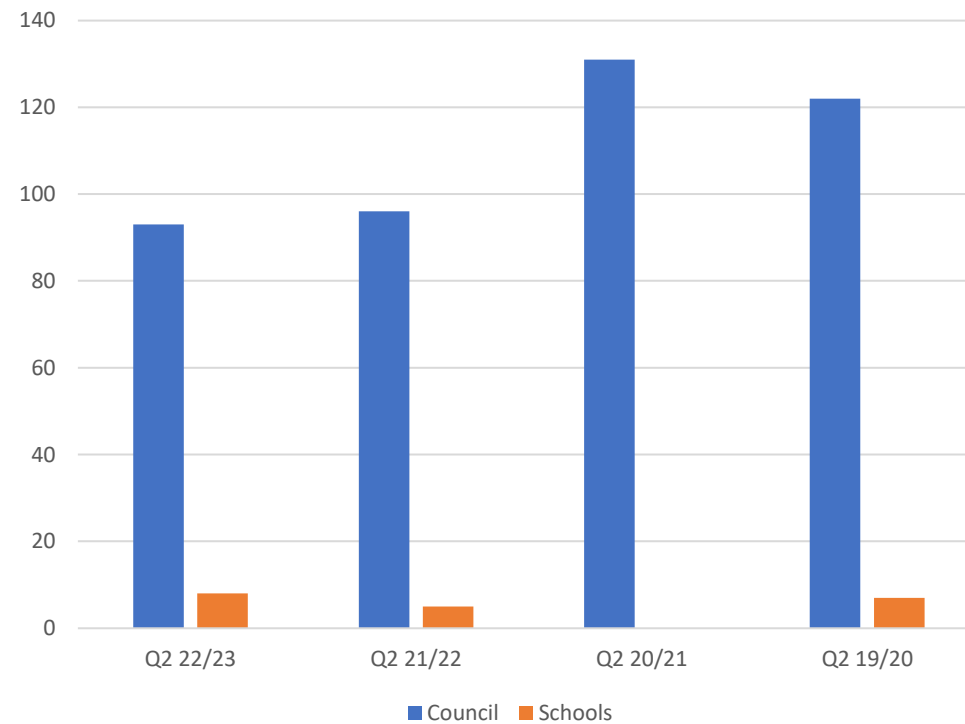
School - Members of the Public Accidents Q4 2022/23 and previous year comparisons



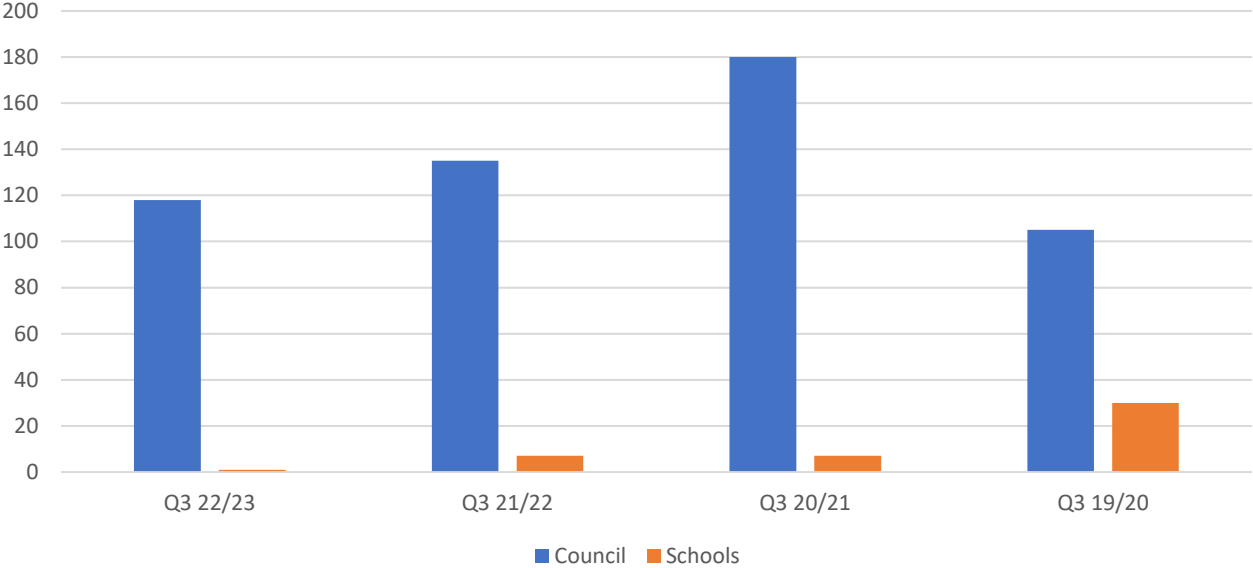
Incidents - Councils and Schools Q1 2022/23 and previous year comparisons



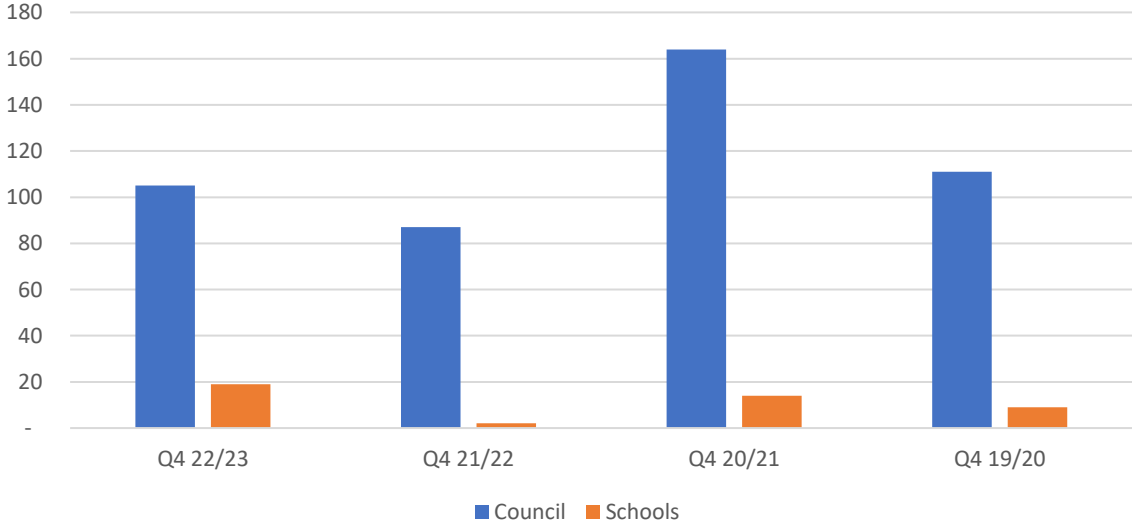
Incidents - Councils and Schools Q2 2022/23 and previous year comparisons



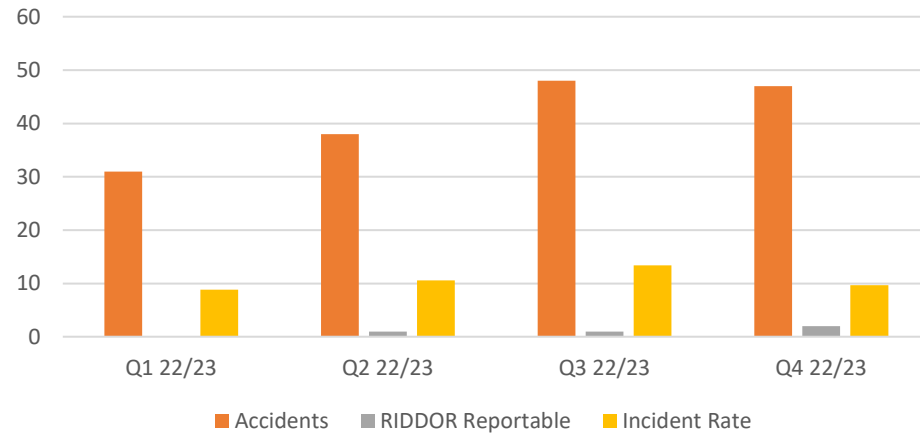
Incidents - Councils and Schools Q3 and previous year comparisons



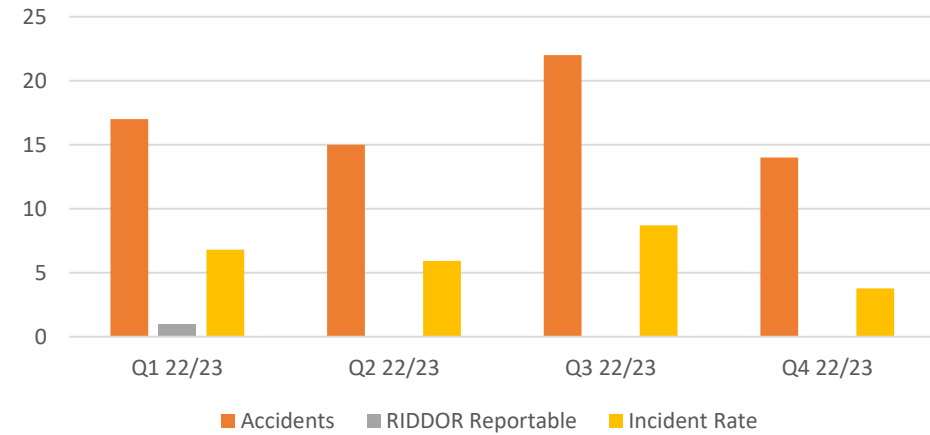
Incidents - Councils and Schools Q4 and previous year comparisons



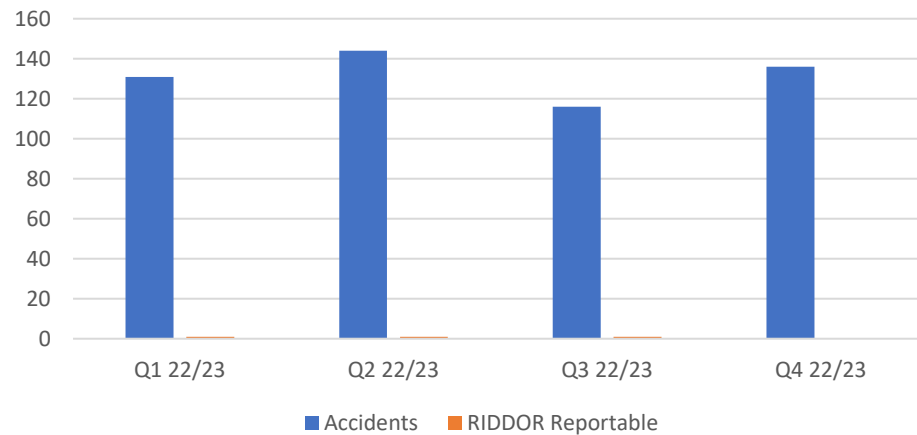
Council Employee Accidents
2022/23



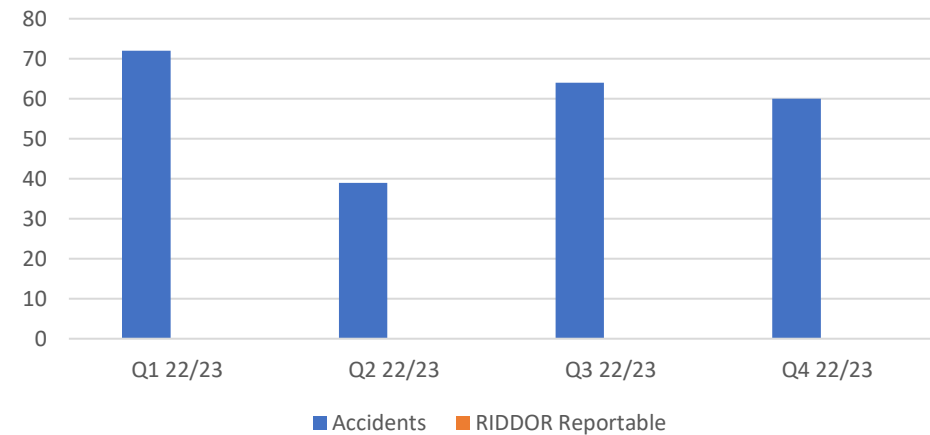
School Employee Accidents
2022/23



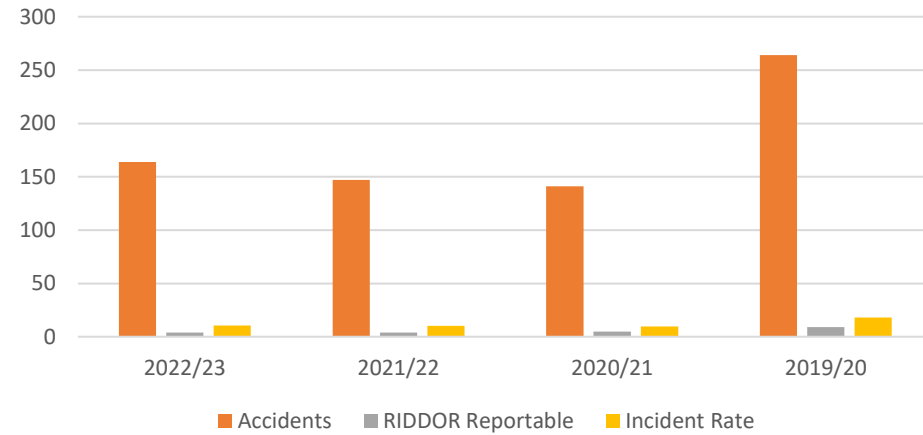
Council - Members of the Public Accidents
2022/23



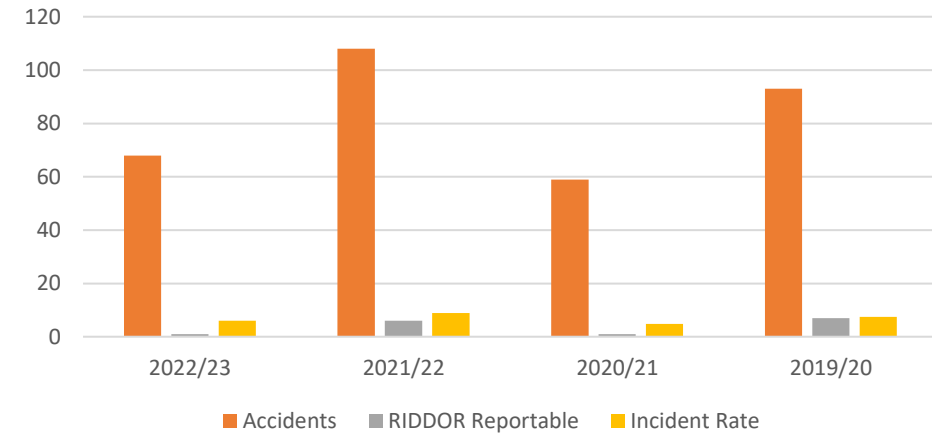
School - Members of the Public Accidents
2022/23



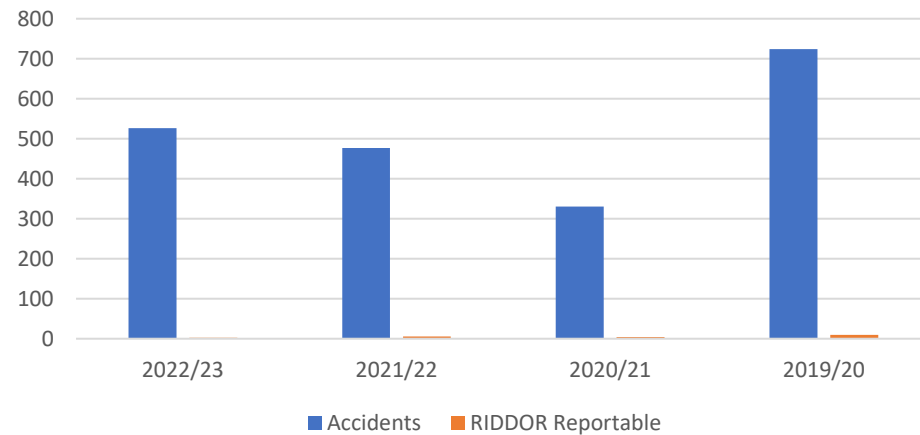
Council Employee Accidents
2022/23 and previous year comparisons



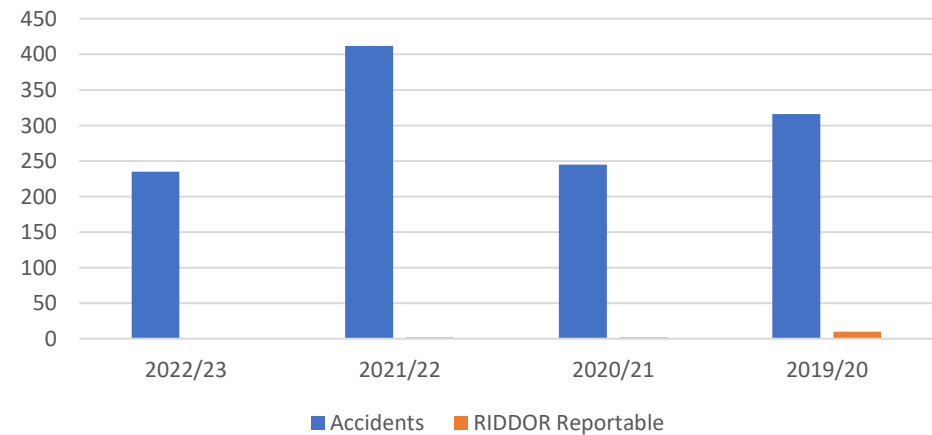
School Employee Accidents
2022/23 and previous year comparisons



Council - Members of the Public Accidents
2022/23 and previous year comparisons



School - Members of the Public Accidents
2022/23 and previous year comparisons



School Visits – 2022/23

Type of School	Q1	Q2	Q3	Q4	Total 22/23
Primary Maintained	18	3	12	12	45
Primary Academy	15	2	11	11	39
Secondary Maintained	1	0	1	1	3
Secondary Academy	2	0	3	3	8
Special	0	0	1	1	2
Special Academy	5	0	1	1	7

Training Provision –2022/23 Year to date

Quarter 3			
Course	Number of Courses held	Council Staff Attendees	School Staff Attendees
First Aid at Work (blended-learning) (3 days)	2	9	2
First Aid at Work Re-qualification (2 days)	1	2	3
First Aid at Work Re-qualification (2 days) 1-2-1 training	1	1	0
Paediatric First Aid (blended-learning) (2 days)	3	0	28
Emergency First Aid at Work (1 day)	3	6	15
IOSH Managing Safely (3 days) (On-line)	1	1	7
Total	11	19	55
Quarter 4			
Course	Number of Courses held	Council Staff Attendees	School Staff Attendees
First Aid at Work (blended-learning) (3 days)	2	5	7
First Aid at Work Re-qualification (2 days)	2	7	4
Emergency First Aid at Work (1 day)	6	37	14
COSHH Informal Briefings (3 hours)	5	n/a	29
Total	15	49	54